

SECTION A

BACHELOR OF AGRICULTURE

A total of 4 Bachelor of Agriculture (BAG) graduates responded to the tracer study survey.

a) Gender

Of the 4 respondents 3(75%) were male and 1(25%) were female as shown in the pie chart below.

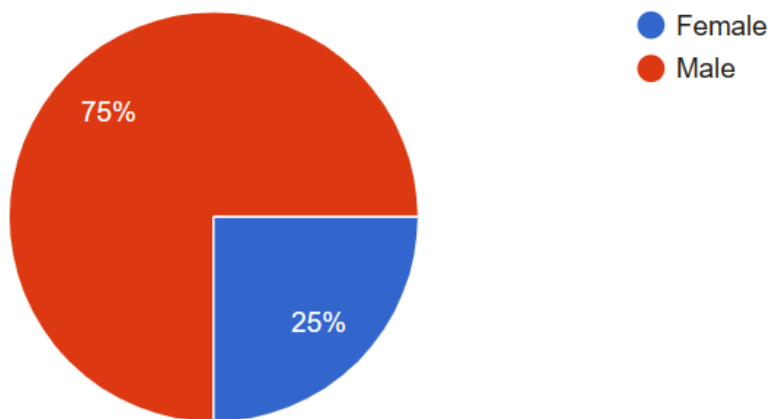


Figure 1: Gender distribution of the BAG alumni

b) Marital status

1(25%) of the BAG alumni are married while 3(75%) are single (not yet married).

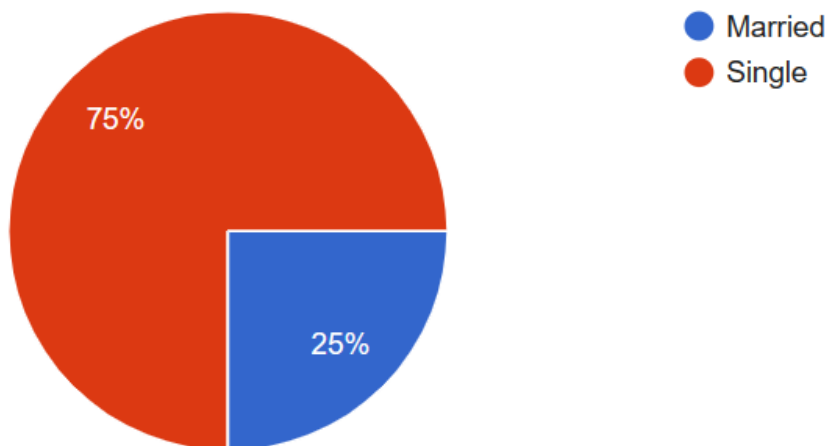


Figure 2: Marital status of the BAG alumni

c) Nationality

3(75%) are Ugandans while 1(25%) is a Somalias shown below.

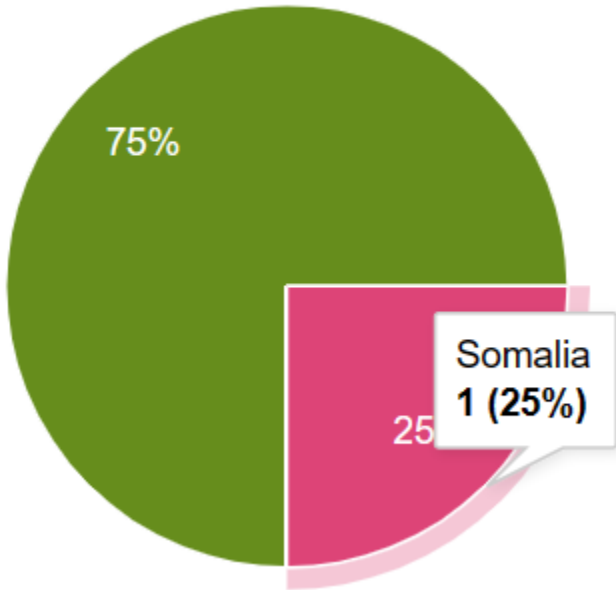


Figure 3: BAG Alumni Nationalities

d) Highest education qualification attained by parents

Of the respondents' feedback, their parents have the following qualifications 1(25%) – Degree, 2(50%) Secondary and 1(25%) Primary,

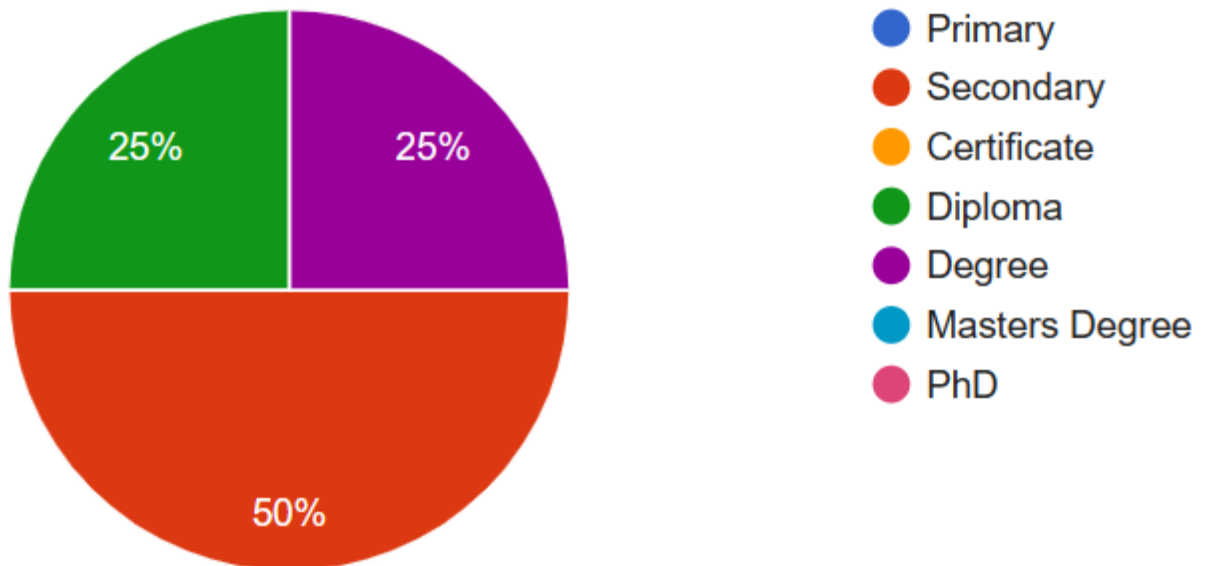


Figure 4: BAG - highest level of education of the parents

e) Admission to BAG of our Graduates

3(75%) Direct entry, and 1(25%) Diploma.

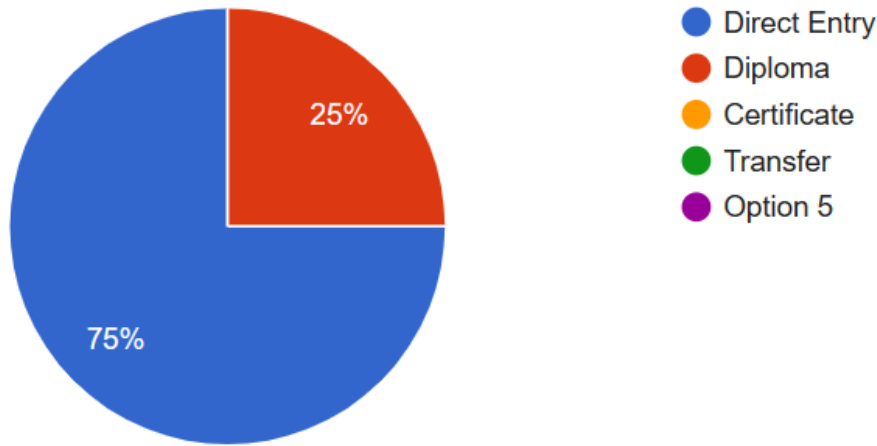


Figure 5: Entry Admission requirements to BAG programme

f) Industrial Training was carried out in various places as below

St Mbaaga, Ggaba, Kachweekano Agriculture Research Institute in Kabale, KAZARDI and National seminary year.

g) Extracurricular activities that KCU –BAG alumni participated

It was noted that several of our BAG alumni participated in more than one extracurricular activities as shown below. Academic associations 1(25%), Sports 1(25%), Cultural Organizations 1(25%), Religious organizations 1(25%), student leadership 1(25%), and none 1(25%).

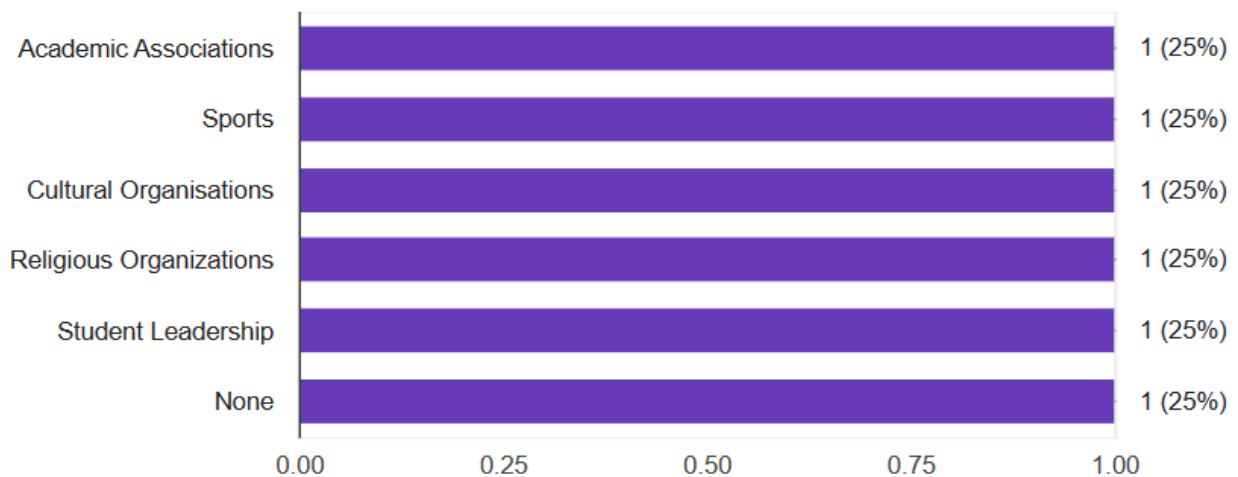


Figure 6: Extracurricular activities that Alumni participated

h) Plans for Post graduate upgrade at KCU

Of the respondents 4(100%) are interested in returning to King Ceasor University to pursue Post graduate programs.

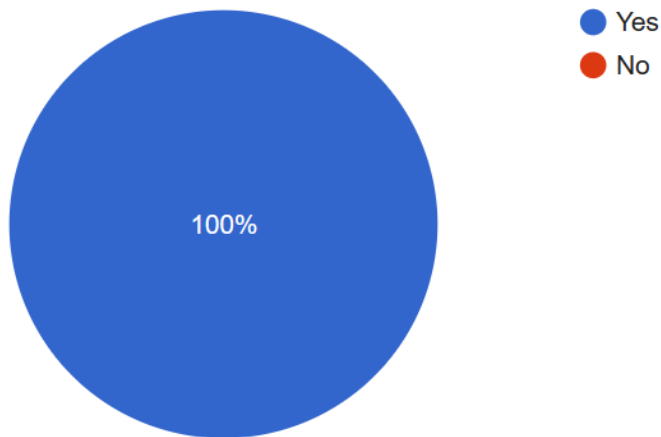


Figure 7: Willingness to enroll for other programmes at KCU

i) A follow up question was made for the alumni to specify which programmes they could be interested in. Below was the feedback

4 (100%) Master's Degree.

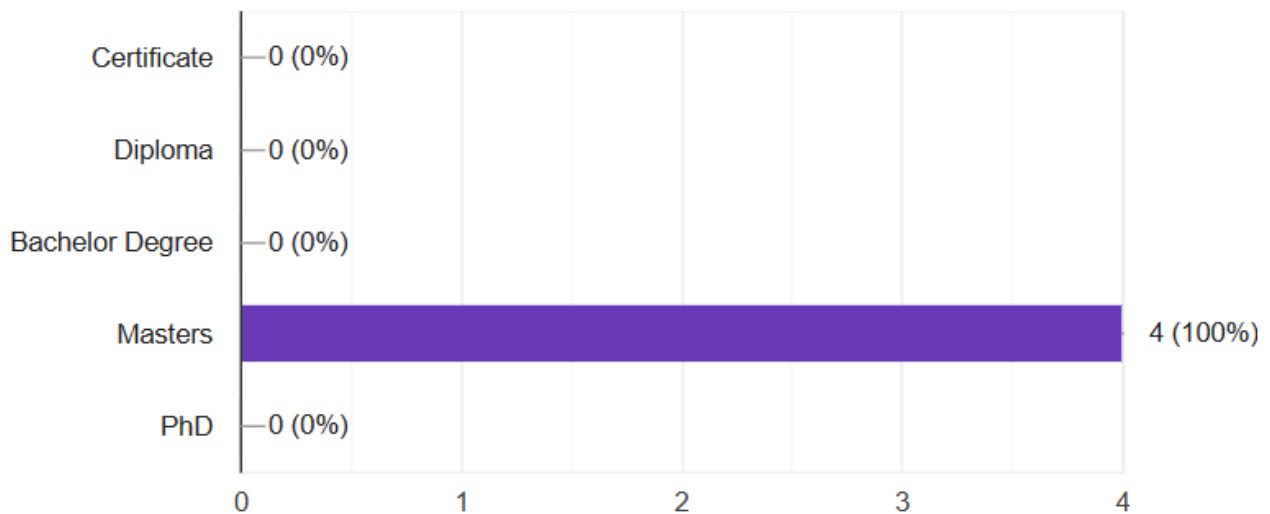


Figure 8: Specific programmes that could be pursued at KCU

j) Employability status of alumni

1(25%) is un-employed and looking for work, they just completed and on internship as they seek work, 1(25%) is self-employed, 1(25%) is working in private sector at least 40 hours a week, 1(25%) is employed in private sector working for less than 40 hours.

Those in working are with the following hospitals: Lighthouse Freight LLC USA , Remote work, Set up a farm, Tooro botanical gardens, Waiting for my transcript.

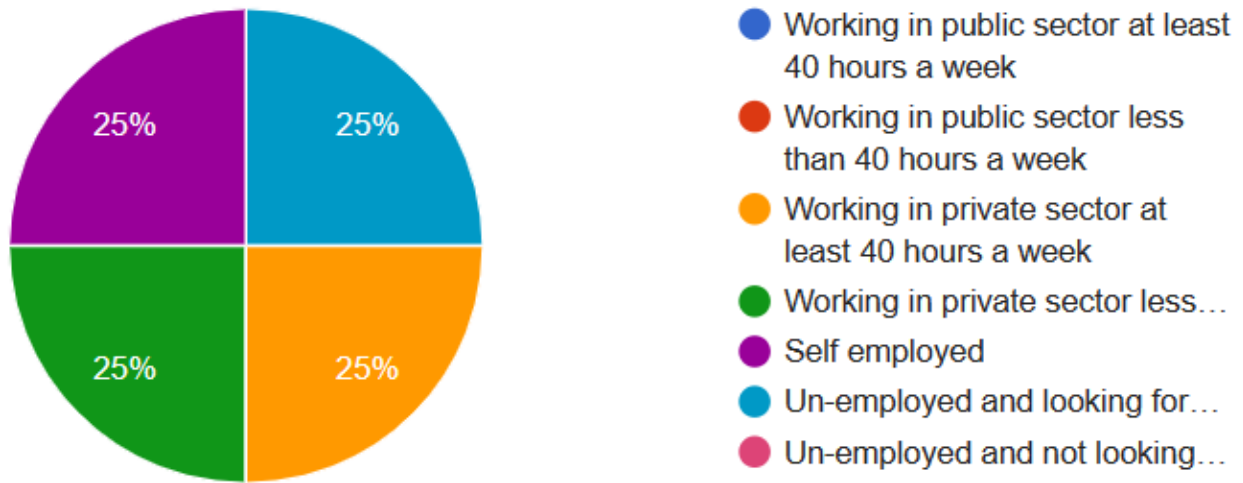


Figure 9: Employability tracer study feedback from BAG Alumni

k) Level of Job satisfaction

2(50%) are a little satisfied with their current job are 2(50%) not satisfied with their current job, and as shown below.

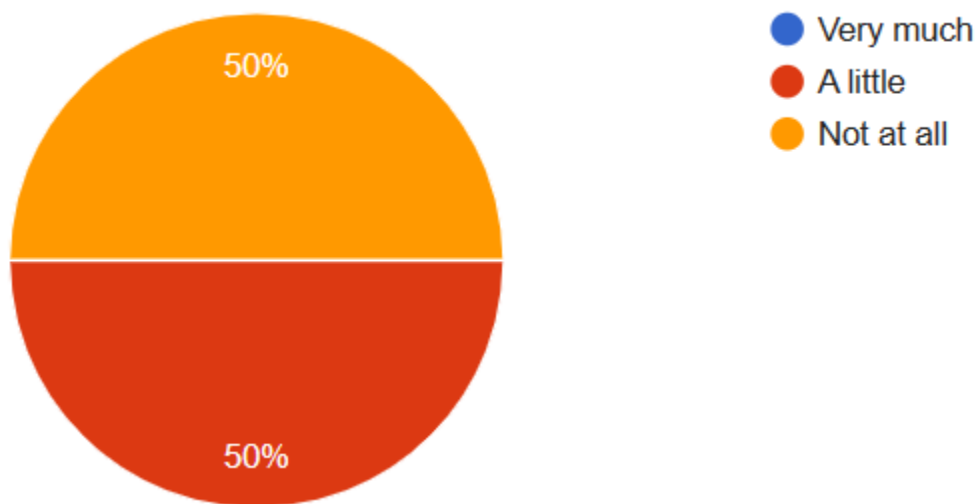


Figure 10: BAG Alumni Job Satisfaction

I) Gross monthly Salary

2(50%) earn less than 500,000UGX shillings, and 2(50%) earn between 500,001 – 1,000,000UGX monthly. The pie chart below shows the details.

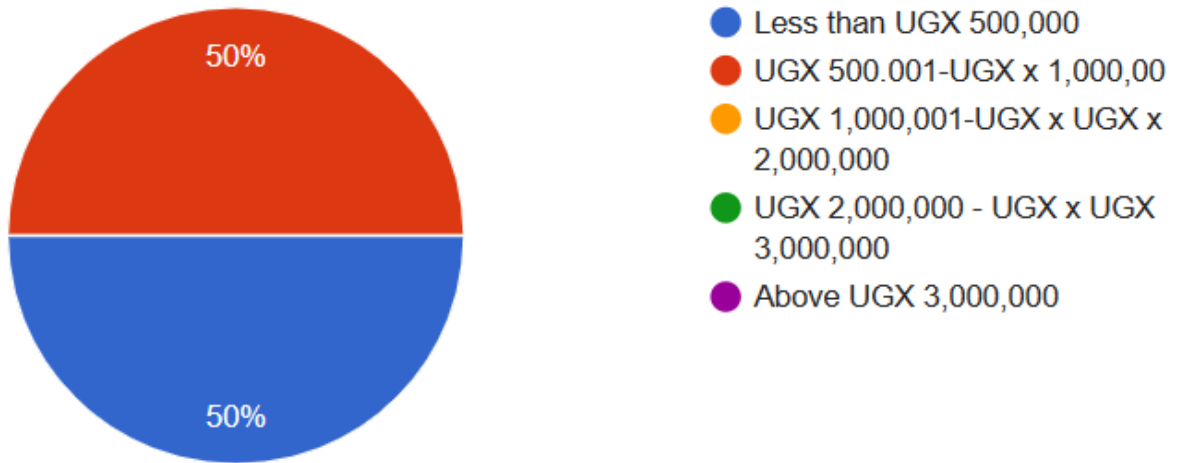


Figure 4: BAG Alumni Respondents Salary ranges

J) Dissatisfaction reasons

For those dissatisfied with their jobs and salary ranges had the following to reasons including: Income expense imbalance, Because the little salary I get, Doing activity of unskilled workers, The salary is fair.

K) Job Identification

The participants were asked where they found information about their current job. The following were their responses.

Newspapers 0%), Online job sites 0, radio 0, Social network 3(75%), and personally contacted by the employer 1(25%).

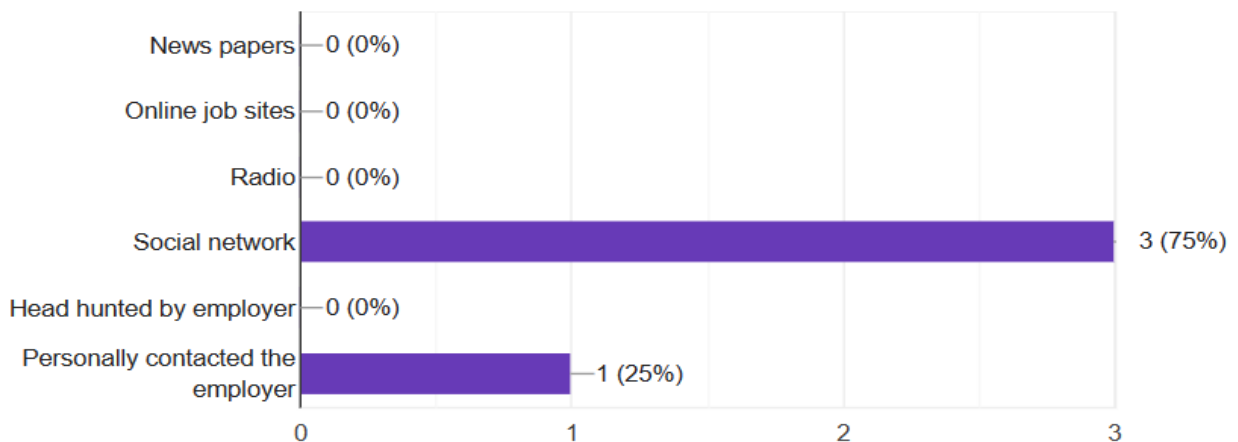


Figure 12: Location of Job adverts for their Jobs

L) Contribution of the programme to the alumni in various skills

SNo	Question	Excellent (5)	Very Good (4)	Average (3)	Below Average (2)	Un- satisfactory (1)
i)	How do you rate the contribution of your program of study to your organization skills?	2(50%)	2(50%)	0	0	0
ii)	How do you rate the contribution of your program of study to your communication and interpersonal skills.	1(25%)	2(50%)	1(25%)	0	0
iii)	How do you rate the contribution of your program of study to your initiative and creative thinking skills	2(50%)	2(50%)	0	0	0
iv)	How do you rate the contribution of your program of study to your negotiation skills?	1(25%)	3(75%)	0	0	0
v)	How do you rate the contribution of your program of studies to your problem solving skills?	1(25%)	2(50%)	1(25%)	0	0
vi)	How do you rate the contribution of your program of study to your Analytical skills.	1(25%)	1(25%)	2(50%)	0	1(7.7%)
vii)	How do you rate the contribution of your study to your	1(25%)	1(25%)	2(50%)	0	0

	leadership skills?					
viii)	How do you rate the contribution of your program of study to your ability to work independently?	1(25%)	2(50%)	1(25%)	0	0
ix)	How do you rate the contribution of your program of study to your work as a team player and group dynamics?	1(25%)	3(75%)	0	0	0
x)	How do you rate the contribution of your program of study to your time management skills?	1(25%)	2(50%)	1(25%)	0	0
xi)	How do you rate the contribution of your program of study to your conflict resolution skills?	1(25%)	2(50%)	1(25%)	0	1(9.1%)
xii)	How do you rate the contribution of your program of study to your trustworthiness, honesty and accountability attributes?	3(75%)	1(25%)	0	0	0
xiii)	How do you rate the contribution of your study to Technical knowledge.	2(50%)	1(25%)	1(25%)	0	0
xiv)	How do you rate the contribution of your study to your decision making.	2(50%)	1(25%)	1(25%)	0	0

M) General information from the respondents about their experience at King Ceasor University

Culture diversity and wealth creation

It's a very good university, that capable of producing productive output.

Life hands-on experience in my field and social capital between different students

My experience at king ceasor was the best, because am well equipped with skills and knowledge